Commercial twin, triple and double-twin systems



With this system, a single outdoor unit can split its capacity simultaneously across up to 4 indoor units, for better distribution within the space. This makes the system particularly apt for common areas. It reduces noise concentration and enables the same temperature to be reached around the room. A wide variety of the same type of indoor units can be connected in multi combinations (including wall-mounted, cassette, hide-away and ceiling).

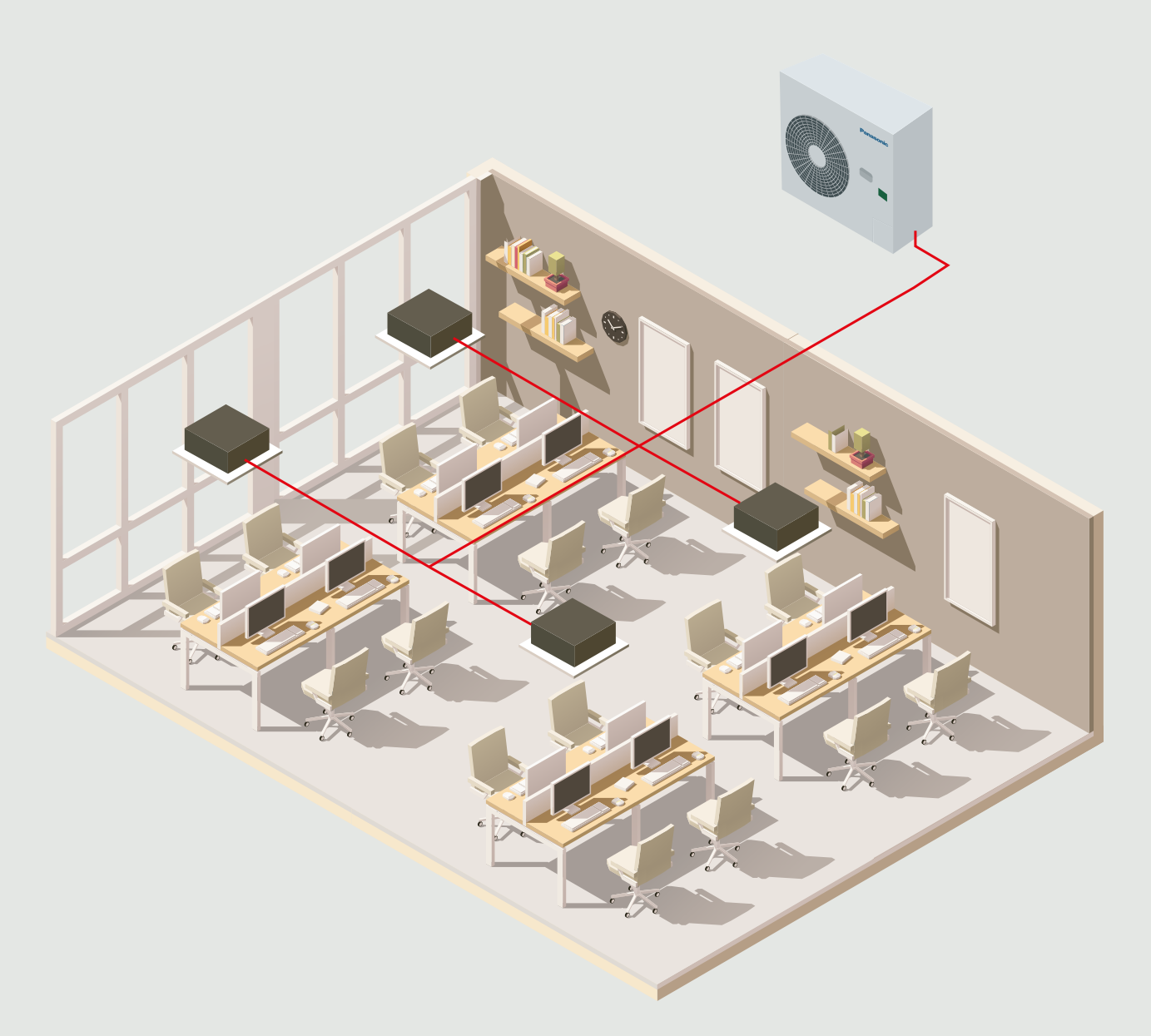

1 **PACi NX Elite from 5,0 to 14,0 kW**

Up to 4 indoor units can be connected to the same outdoor unit. Panasonic's Elite units 5,0, 7,1, 10,0, 12,0 and 14,0 can be installed as twin, triple and double-twin systems. The indoor units can be combined as per the selection table. The operation will always be simultaneous. All the indoor units will work with the same settings.

2 **Big PACi NX Elite from 20,0 to 25,0 kW**

Up to 4 indoor units can be connected to the same outdoor unit. Panasonic's PACi NX units 20,0 and 25,0 can be installed as twin, triple and double-twin systems. The indoor units can be combined as per the selection table. The operation will always be simultaneous. All the indoor units will work with the same settings.

3 **PACi NX Standard from 10,0 to 14,0 kW**

Up to 2 indoor units connectable on the same outdoor. Panasonic's Standard units can be installed as single and twin systems. The indoor units can be combined following the selection table. The operation will always be simultaneous. All the indoor units will work with the same settings.

Commercial twin, triple and double-twin systems



PACi NX Elite outdoor units · R32

			PACi NX					Big PACi NX	
			5,0 kW	7,1 kW	10,0 kW	12,5 kW	14,0 kW	20,0 kW	25,0 kW
Outdoor unit single phase			**U-50PZH3E5**	**U-71PZH4E5**	**U-100PZH4E5**	**U-125PZH4E5**	**U-140PZH4E5**	—	—
Outdoor unit three phase			—	**U-71PZH4E8**	**U-100PZH4E8**	**U-125PZH4E8**	**U-140PZH4E8**	**U-200PZH4E8**	**U-250PZH4E8**
Cooling capacity [1]	Nominal (Min - Max)	kW	5,0 (1,2 - 5,6)	7,1 (2,2 - 9,0)	9,5 (3,1 - 12,5)	12,5 (3,2 - 14,0)	13,4 (3,3 - 16,0)	19,0 (5,7 - 20,0)	22,0 (6,1 - 25,6)
Heating capacity [1]	Nominal (Min - Max)	kW	5,6 (1,2 - 6,5)	8,0 (2,0 - 9,0)	11,2 (3,1 - 14,0)	14,0 (3,2 - 16,0)	16,0 (3,3 - 18,0)	22,4 (5,0 - 24,5)	24,0 (5,5 - 27,6)
Power supply	Single phase	V	220 - 230 - 240	220 - 230 - 240	220 - 230 - 240	220 - 230 - 240	220 - 230 - 240	—	—
	Three phase	V	—	380 - 400 - 415	380 - 400 - 415	380 - 400 - 415	380 - 400 - 415	380 - 400 - 415	380 - 400 - 415
Connection indoor / outdoor		mm²	2x1,5 or 2,5	2x1,5 or 2,5	2x1,5 or 2,5	2x1,5 or 2,5	2x1,5 or 2,5	—	—
Air flow	Cool / Heat	m³/min	42,0 / 42,0	62,0 / 66,0	76,0 / 70,0	86,0 / 78,0	89,0 / 83,0	164 / 164	160 / 160
Sound pressure	Cool / Heat (Hi)	dB(A)	46 / 48	48 / 50	52 / 52	55 / 55	56 / 56	59 / 61	59 / 63
Sound power	Cool / Heat (Hi)	dB(A)	64 / 67	65 / 67	69 / 69	73 / 73	74 / 74	77 / 79	78 / 82
Dimension	H x W x D	mm	695 x 875 x 320	996 x 980 x 370	996 x 980 x 370	996 x 980 x 370	996 x 980 x 370	996 x 1140 x 460	996 x 1140 x 460
Net weight	1ph / 3ph	kg	42	66	84 / 82	86 / 84	86 / 84	109	109
Piping diameter	Liquid	Inch (mm)	1/4 (6,35)	3/8 (9,52)	3/8 (9,52)	3/8 (9,52)	3/8 (9,52)	1/2 (12,70)	1/2 (12,70)
	Gas	Inch (mm)	1/2 (12,70)	5/8 (15,88)	5/8 (15,88)	5/8 (15,88)	5/8 (15,88)	7/8 (22,22)	7/8 (22,22)
Pipe length range	Min ~ Max	m	3 ~ 40	5 ~ 60	5 ~ 100	5 ~ 100	5 ~ 100	5 ~ 100	5 ~ 100
Elevation difference (in / out)	Max	m	15 / 30	15 / 30 [2]	15 / 30 [2]	15 / 30 [2]	15 / 30 [2]	30	30
Pre-charged pipe length		m	30	30	30	30	30	30	30
Additional gas amount		g/m	15	30	40	40	40	80	80
Refrigerant (R32) / CO_2 Eq.		kg / T	1,13 / 0,76	1,95 / 1,32	2,70 / 1,82	3,00 / 2,03	3,00 / 2,03	4,80 / 3,24	4,80 / 3,24
Operating range	Cool Min ~ Max	°C	-15 ~ +46	-15 ~ +52	-20 [3] ~ +52	-20 [3] ~ +52	-20 [3] ~ +52	-15 ~ +52	-15 ~ +52
	Heat Min ~ Max	°C	-20 ~ +24	-20 ~ +24	-20 ~ +24	-20 ~ +24	-20 ~ +24	-20 ~ +35	-20 ~ +35

1) 5,0 kW with wall-mounted. 7,1 - 14,0 kW with 4 way 90x90 cassette. 20,0 - 25,0 kW with high static pressure hide-away. 2) Outdoor unit located lower / outdoor unit located higher. 3) Pipe length up to 30 m.



PACi NX Standard outdoor units · R32

			10,0 kW	12,5 kW	14,0 kW
Outdoor unit single phase			**U-100PZ3E5**	**U-125PZ3E5**	**U-140PZ3E5**
Outdoor unit three phase			**U-100PZ3E8**	**U-125PZ3E8**	**U-140PZ3E8**
Cooling capacity [1]	Nominal (Min - Max)	kW	10,0 (3,0 - 11,5)	12,5 (3,2 - 13,5)	14,0 (3,3 - 15,0)
Heating capacity [1]	Nominal (Min - Max)	kW	10,0 (3,0 - 14,0)	12,5 (3,3 - 15,0)	14,0 (3,4 - 16,0)
Power supply	Single phase	V	220-230-240	220-230-240	220-230-240
	Three phase	V	380 - 400 - 415	380 - 400 - 415	380 - 400 - 415
Connection indoor / outdoor		mm²	2x1,5 or 2,5	2x1,5 or 2,5	2x1,5 or 2,5
Air flow	Cool / Heat	m³/min	73,0 / 73,0	82,0 / 80,0	84,0 / 82,0
Sound pressure	Cool / Heat (Hi)	dB(A)	52 / 52	55 / 55	56 / 56
Sound power	Cool / Heat (Hi)	dB(A)	70 / 70	73 / 73	74 / 74
Dimension	H x W x D	mm	996 x 980 x 370	996 x 980 x 370	996 x 980 x 370
Net weight		kg	83	87	87
Piping diameter	Liquid	Inch (mm)	3/8 (9,52)	3/8 (9,52)	3/8 (9,52)
	Gas	Inch (mm)	5/8 (15,88)	5/8 (15,88)	5/8 (15,88)
Pipe length range	Min ~ Max	m	5 ~ 50	5 ~ 50	5 ~ 50
Elevation difference (in / out) [2]	Max	m	15 / 30	15 / 30	15 / 30
Pre-charged pipe length		m	30	30	30
Additional gas amount		g/m	45	45	45
Refrigerant (R32) / CO_2 Eq.		kg / T	2,4 / 1,62	2,8 / 1,89	2,8 / 1,89
Operating range	Cool Min ~ Max	°C	-10 ~ +43	-10 ~ +43	-10 ~ +43
	Heat Min ~ Max	°C	-15 ~ 24	-15 ~ 24	-15 ~ 24

1) With 4 way 90x90 cassette. 2) Outdoor unit located lower / outdoor unit located higher.

R32 REFRIGERANT · INVERTER+ · HIGH EFFICIENCY COMPRESSOR · DC FAN · R22 / R410A RENEWAL · 5 YEARS COMPRESSOR WARRANTY

Compatible indoor units for multi combinations

Optional:



CONEX wired remote controller, white. CZ-RTC6W/ BL/BLW2



CONEX wired remote controller, black. CZ-RTC6/BL/ BLW2



Wired remote controller. CZ-RTC5B



Econavi sensor. CZ-CENSC1

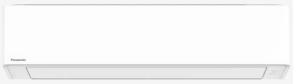

Wall-mounted - PK4	Indoor unit	Cooling capacity	Heating capacity	Dimension	Sound pressure [1]	Air flow [2]
				H x W x D	Hi / Med / Lo	Hi / Med / Lo
		kW	kW	mm	dB(A)	m³/min
2,5 - 5,0 kW	S-2545PK4E	2,5 - 5,0	2,8 - 5,6	290 x 765 x 214	39 / 34 / 29 - 41 / 36 / 30 - 41 / 36 / 31	10,5 / 19,0 / 17,0 - 11,5 / 19,5 / 7,0 - 17,0 / 15,5 / 12,0
6,0 - 7,1 kW	S-5010PK4E	6,1 - 7,1	6,1 - 7,8	295 x 1060 x 249	47 / 44 / 40 - 47 / 44 / 40	21,0 / 19,0 / 16,5 - 21,0 / 19,0 / 16,5
10,0 kW	S-5010PK4E	9,5	9,5	295 x 1060 x 249	49 / 45 / 41	22,5 / 20,0 / 17,5



Panels (sold separately):

Panel, white (RAL9003). CZ-KPY4W



Panel, graphite black (RAL9011). CZ-KPY4B



4 way 60x60 cassette - PY3	Indoor unit (panel CZ-KPY4)	Cooling capacity	Heating capacity	Dimension indoor / panel	Sound pressure [1]	Air flow [2]
				H x W x D	Hi / Med / Lo	Hi / Med / Lo
		kW	kW	mm	dB(A)	m³/min
2,5 kW	S-25PY3E	2,5	3,2	243 x 575 x 575 / 30 x 625 x 625	31 / 28 / 25	8,5 / 7,0 / 6,0
3,6 kW	S-36PY3E	3,6	4,0	243 x 575 x 575 / 30 x 625 x 625	34 / 30 / 25	9,5 / 7,5 / 6,0
5,0 kW	S-50PY3E	5,0	5,6	243 x 575 x 575 / 30 x 625 x 625	39 / 34 / 27	12,0 / 9,5 / 6,5
6,0 kW	S-60PY3E	6,0	7,0	243 x 575 x 575 / 30 x 625 x 625	43 / 37 / 31	14,0 / 10,5 / 8,0



Panels (sold separately):

Standard, white (RAL9003). CZ-KPU3



Econavi, white (RAL9003). CZ-KPU3A



Standard, graphite black (RAL9011). CZ-KPU3B



4 way 90x90 cassette - PU3	Indoor unit (panels CZ-KPU3 / CZ-KPU3B / CZ-KPU3A)	Cooling capacity	Heating capacity	Dimension indoor / panel	Sound pressure [1]	Air flow [2]
				H x W x D	Hi / Med / Lo	Hi / Med / Lo
		kW	kW	mm	dB(A)	m³/min
3,6 - 5,0 kW	S-3650PU3E	3,6 - 5,0	4,0 - 5,6	256 x 840 x 840 / 33,5 x 950 x 950	30 / 28 / 27 - 32 / 29 / 27	14,5 / 13,0 / 11,5 - 16,5 / 13,5 / 11,5
6,0 - 7,1 kW	S-6071PU3E	6,0 - 7,1	7,0 - 8,0	256 x 840 x 840 / 33,5 x 950 x 950	36 / 31 / 28 - 37 / 31 / 28	21,0 / 16,0 / 13,0 - 22,0 / 16,0 / 13,0
10,0 - 12,5 kW	S-1014PU3E	10,0 - 12,5	11,2 - 14,0	319 x 840 x 840 / 33,5 x 950 x 950	45 / 38 / 32 - 46 / 39 / 33	36,0 / 26,0 / 18,0 - 37,0 / 27,0 / 19,0
14,0 kW	S-1014PU3E	14,0	16,0	319 x 840 x 840 / 33,5 x 950 x 950	47 / 40 / 34	38,0 / 29,0 / 20,0



Ceiling - PT3	Indoor unit	Cooling capacity	Heating capacity	Dimension	Sound pressure [1]	Air flow [2]
				H x W x D	Hi / Med / Lo	Hi / Med / Lo
		kW	kW	mm	dB(A)	m³/min
3,6 - 5,0 kW	S-3650PT3E	3,5 - 5,0	4,0 - 5,6	235 x 960 x 690	36 / 32 / 28 - 37 / 33 / 28	14,0 / 12,0 / 10,5 - 15,0 / 12,5 / 10,5
6,0 - 7,1 kW	S-6071PT3E	6,0 - 6,8	7,0 - 8,0	235 x 1275 x 690	38 / 34 / 29 - 39 / 35 / 30	20,0 / 17,0 / 14,5 - 21,0 / 18,0 / 15,5
10,0 - 12,5 kW	S-1014PT3E	9,5 - 12,1	11,2 - 14,0	235 x 1590 x 690	42 / 37 / 34 - 46 / 40 / 35	30,0 / 25,0 / 23,0 - 34,0 / 28,0 / 24,0
14,0 kW	S-1014PT3E	13,4	16,0	235 x 1590 x 690	47 / 41 / 36	35,0 / 29,0 / 25,0



Adaptive ducted unit - PF3	Indoor unit	Cooling capacity	Heating capacity	Dimension	External static pressure	Sound pressure [1]	Air flow [2]
				H x W x D	Nominal (Min - Max)	Hi / Med / Lo	Hi / Med / Lo
		kW	kW	mm	Pa	dB(A)	m³/min
3,6 - 5,0 kW	S-3650PF3E	3,6 - 5,0	4,0 - 5,6	250 x 800 x 730	30 (10 - 150) - 30 (10 - 150)	30 / 27 / 22 - 34 / 30 / 25	14,0 / 13,0 / 10,0 - 16,0 / 15,0 / 12,0
6,0 - 7,1 kW	S-6071PF3E	5,7 - 6,8	7,0 - 7,5	250 x 1000 x 730	30 (10 - 150) - 30 (10 - 150)	30 / 26 / 23 - 30 / 26 / 23	21,0 / 19,0 / 15,0 - 21,0 / 19,0 / 15,0
10,0 - 12,5 kW	S-1014PF3E	9,5 - 12,1	10,8 - 13,5	250 x 1400 x 730	40 (10 - 150) - 50 (10 - 150)	33 / 29 / 25 - 35 / 31 / 27	32,0 / 26,0 / 21,0 - 34,0 / 29,0 / 23,0
14,0 kW	S-1014PF3E	13,4	15,5	250 x 1400 x 730	50 (10 - 150)	39 / 35 / 29	36,0 / 32,0 / 25,0

*The data shown in these tables are based on PACi NX Elite combinations. 1) The sound pressure is measured in accordance with Eurovent 6/C/006-97 specification. 2) Factory setting.

Rating conditions: Cooling indoor 27 °C DB / 19 °C WB. Cooling outdoor 35 °C DB / 24 °C WB. Heating indoor 20 °C DB. Heating outdoor 7 °C DB / 6 °C WB. (DB: Dry Bulb; WB: Wet Bulb).
Specifications subject to change without notice. For detailed information about ErP / Energy Labelling, please visit our websites www.aircon.panasonic.eu or www.ptc.panasonic.eu.

Simultaneous operation system combinations

PACi NX Elite from 5,0 to 25,0 kW simultaneous operation system combinations · R32

		Outdoor						
Capacity	**Indoor**	**5,0 kW**	**7,1 kW**	**10,0 kW**	**12,5 kW**	**14,0 kW**	**20,0 kW**	**25,0 kW**
2,5 kW	S-25PY3E S-2545PK4E	Twin 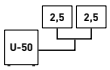	Triple 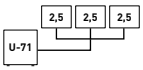	Double-twin 				
3,6 kW	S-36PY3E S-3650PF3E S-2545PK4E S-3650PT3E S-3650PU3E		Twin 	Triple 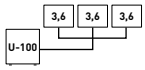	Double-twin 			
4,5 kW	S-3650PF3E S-2545PK4E S-3650PT3E S-3650PU3E				Triple 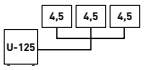			
5,0 kW	S-50PY3E S-3650PF3E S-5010PK4E S-3650PT3E S-3650PU3E			Twin 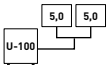		Triple 	Double-twin 	
6,0 kW	S-60PY3E S-6071PF3E S-5010PK4E S-6071PT3E S-6071PU3E				Twin 			Double-twin 
7,1 kW	S-6071PF3E S-5010PK4E S-6071PT3E S-6071PU3E					Twin 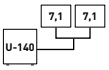	Triple 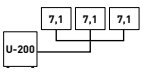	
10,0 kW	S-1014PF3E S-5010PK4E S-1014PU3E						Twin 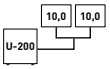	
12,5 kW	S-1014PF3E S-1014PU3E							Twin 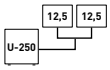

PACi NX Standard from 10,0 to 14,0 kW simultaneous operation system combinations · R32

		Outdoor		
Capacity	**Indoor**	**10,0 kW**	**12,5 kW**	**14,0 kW**
5,0 kW	S-50PY3E S-3650PF3E S-5010PK4E S-3650PT3E S-3650PU3E	Twin 		
6,0 kW	S-60PY3E S-6071PF3E S-5010PK4E S-6071PT3E S-6071PU3E		Twin 	
7,1 kW	S-6071PF3E S-5010PK4E S-6071PT3E S-6071PU3E			Twin 

Refrigerant piping arrangements

Single

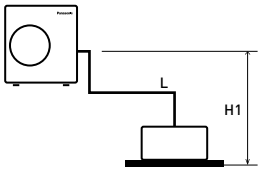

Twin

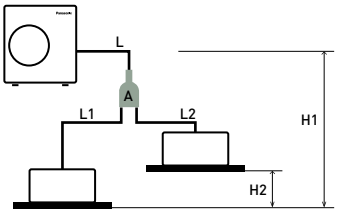

Triple

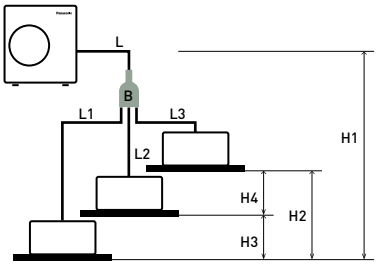

Double-twin

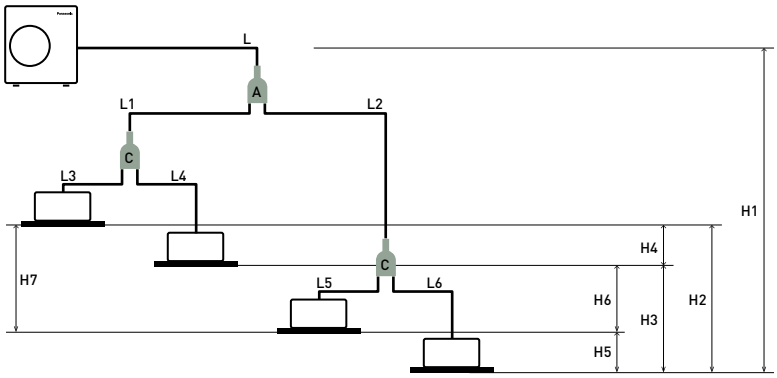

PACi NX Elite twin, triple and double-twin system from 5,0 to 14,0 kW
Joint distribution (sold separately)
A= CZ-P224BK2BM
B= CZ-P3 HPC2BM
C= CZ-P224BK2BM

Big PACi NX Elite twin, triple and double-twin system from 20,0 to 25,0 kW
Joint distribution (sold separately)
A= CZ-P680BK2BM
B= CZ-P3 HPC2BM
C= CZ-P224BK2BM

PACi NX Standard twin system from 10,0 to 14,0 kW
Joint distribution (sold separately)
A= CZ-P224BK2BM

Twin System	PACi NX Standard single and twin system from 7,1 to 14,0 kW			PACi NX Elite twin, triple and double-twin system from 5,0 to 25,0 kW					
	Indoor unit combinations (see examples above)		Equivalent lengths and height differences (m) for outdoor unit sizes...	Indoor unit combinations (see examples above)				Equivalent lengths and height differences (m) for outdoor unit sizes from 5,0 to 14,0 kW	Equivalent lengths and height differences (m) for outdoor unit sizes from 20,0 to 25,0 kW
	Single	Twin		Single	Twin	Triple	Double-twin		
Total pipe length	L	L + L1 + L2	⩽ 50 m	L	L + L1 + L2	L + L1 + L2 + L3	L + L1 + L2 + L3 + L4 + L5 + L6	U-50/60: 40 m U-71: 60 m U-100/125/140: ⩽ 100 m	U-200/250: ⩽ 100 m
Maximum pipe length from outdoor unit to most distant indoor unit	-	-	-	-	L + L1 or L + L2	L + L1 or L + L2 or L + L3	L + L1 + L3 or L + L1 + L4 or L + L2 + L5 or L + L2 + L6	-	U-200: 90 m U-250: 60 m
Maximum branch pipe length	-	L1 L2	⩽ 15	-	L1 or L2	L1 or L2 or L3	L1 + L3 or L1 + L4 or L2 + L5 or L2 + L6	⩽ 15 m	⩽ 20 m
Maximum branch pipe length differences	-	L1 > L2 L1 - L2	⩽ 10	-	L1 > L2: L1 - L2	L1 > L2 > L3: L1 - L2 L2 - L3 L1 - L3	L2 + L6 (Max.) L1 + L3 (Min.): (L2 + L6) - (L1 + L3)	⩽ 10 m	⩽ 10 m
Maximum pipe length differences after first branch (Double-twin)	-	-	-	-	-	-	L2 > L1: L2 - L1	⩽ 10 m	⩽ 10 m
Maximum pipe length differences after second branch (Double-twin)	-	-	-	-	-	-	L4 > L3: L4 - L3 L6 > L5: L6 - L5	⩽ 10 m	⩽ 10 m
Height difference (outdoor unit located higher)	H1	H1	⩽ 30	H1	H1	H1	H1	⩽ 30 m	⩽ 30 m
Height difference (outdoor unit located lower)	H1	H1	⩽ 15	H1	H1	H1	H1	⩽ 15 m	⩽ 15 m
Height difference between indoor units	-	H2	⩽ 0,5	-	H2	H2 or H3 or H4	H2 or H3 or H4 or H5 or H6	⩽ 0,5 m	⩽ 0,5 m

Make additional charges by adding up tube length in an order of main tube (L) > branch tube (L1 > L2 > L3 wide diameter) and then selecting the amount of refrigerant corresponding to the remaining (after charge-less tube length: 30 m) liquid tube diameter and tube length from the above table.
For pipe sizes and refrigerant charge, please refer to the technical instructions or design software.